

www.cervicalspine2019.com



Organizers:



World Spinal Column Society



4th Department of Neurosurgery

European Spine Review & Cadaver Course 2019

Part 1 : Cervical Spine

15 & 16 02 | 2019

With the collaboration:



Hellenic
Society of
Spinal
Column

Venues

- 📍 "Henry Dunant" Hospital Center Amphitheatre
- 📍 Laboratory of Anatomy, Medical School - University of Athens

08.00 – 08.30 Registrations

08.30 – 10.50

Session 1

Chairs: K. Saoud, M. Fratzoglou

- 08.30 – 08.35 Welcome and small subjects
I. Polythodorakis
- 08.35 – 08.40 Anatomy of Cervical Spine
V. Martinos
- 08.40 – 09.00 Cervical Sagittal Balance
V. Lykomitros
- 09.00 – 09.20 Craniocervical Pathologies and Approaches
M. Zileli
- 09.20 – 09.30 Cervical Arthroplasty: Indications, Tips, Tricks
P. Pereira
- 09.30 – 09.40 Surgical Treatment of Odontoid Fractures
D. Bouramas
- 09.40 – 09.50 Cervical Subaxial Trauma
N. Peev
- 09.50 – 10.00 Ventral Approaches and Techniques/Tricks
Y. Enchev
- 10.00 – 10.10 Spine Vascular Pathologies
P. Papanagiotou
- 10.10 – 10.20 Cervical Deformity Diagnosis and Treatment
G. Sapkas
- 10.20 – 10.30 Pain Management in Cervical Spine Pathologies
A. Karanastasi
- 10.30 – 10.40 Electrophysiological Monitoring in Spine Surgery
T. Imtiaz
- 10.40 – 10.50 Cases
A. Spiliotopoulos, G. Sapkas and Lecturing Faculty

10.50 – 11.00

Coffee Break



11.00 – 11.45 **Session 2**

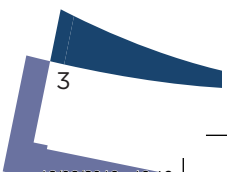
Chair: L. Angelov

- 11.00 – 11.15 Interventional Pain Procedures in the neck: Part 1
(Percutaneous block and lesioning of greater and lesser occipital nerves and third occipital nerve)
A. Lemonis
- 11.15 – 11.25 Interventional Pain Procedures in the neck: Part 2
(Percutaneous interlaminar and transforaminal block of the cervical epidural space)
N. Peev
- 11.25 – 11.35 Interventional Pain Procedures in the neck: Part 3
(Percutaneous block and lesioning of the cervical facet joint)
N. Zafiris
- 11.35 – 11.40 Interventional Pain Procedures in the neck: Part 4
(Percutaneous discography of the cervical discs)
A. Kelekis
- 11.40 – 11.45 Interventional Pain Procedures in the neck: Part 5
(Percutaneous block of the phrenic nerve and the stellate ganglion)
N. Zafiris

11.45 – 13.05 **Session 3**

Chairs: K. Kouzelis, K. Vlachos

- 11.45 – 11.55 Approach Related Complications
S. Papastefanou
- 11.55 – 12.05 Treatment Options in Tumor Surgery
L. Angelov
- 12.05 – 12.15 The Role of en bloc Resection for Primary Malignant Cervical Spine Tumors
P. Papagelopoulos
- 12.15 – 12.25 Cervical corpectomy
I. Polythodorakis
- 12.25 – 12.35 Oblique Corpectomy
S. Naderi
- 12.35 – 12.45 Cervical Plating - which type of plate for which indication?
K. Barkas



- 12.45 – 12.55 Rheumatoid Disease Affection of the Cervical Spine
A. Saoud
- 12.55 – 13.05 Complications and Avoidance in Cervical Spine Surgery
N. Peev

13.05 – 13.30 Light Lunch

13.30 – 15.30 **Session 4**

Chairs: K. Soultanis, L. Tacconi

- 13.30 – 13.40 Dorsal Decompression Techniques
L. Tacconi
- 13.40 – 14.00 Instrumentation and Construct Design
A. Spiliotopoulos
- 14.00 – 14.10 Cervico-Thoracic Junction: Anterior and Anterolateral Approaches
I. Polythodorakis
- 14.10 – 14.20 Cervico-Thoracic Junction: Posterior and Posterolateral Approaches
I. Polythodorakis
- 14.20 – 14.30 Translaminar Screws in Spine Trauma
K. Paterakis
- 14.30 – 14.45 Surgeries to improve quality of life in Spinal Cord Injury Patients
S. Vaishya
- 14.45 – 15.00 Music as an adjuvant treatment during the perioperative period
E. Stefanakou
- 15.00 – 15.10 Infections and Spondylodiscitis – Treatment Options
I. Liveris
- 15.10 – 15.30 Cases: The Decision-Making Process
A. Saoud, V. Lykomitros

15.30 – 16.00 Coffee Break



16.00 – 17.15

Session 5

Chairs: A. Saoud, V. Lykomitros

- 16.00 – 16.10 Kyphoplasty in Cervical Conditions
V. Lykomitros
- 16.10 – 16.20 Peds Spine Trauma: Injury Pattern vs Adult
C. Charitidis
- 16.20 – 16.30 Update in Spinal Cord Injury
K. Saoud
- 16.30 – 16.40 Olfactory mucosa autograft transplantation in chronic patients after spinal cord injury
C. Gogos
- 16.40 – 16.50 Cervical Injuries in Sports
O. Paxinos
- 16.50 – 17.15 Cases
S. Vaishya, A. Petsanas and Lecturing Faculty



08.00 – 09.00

Session 6

08.00 – 08.45

Cases

A. Saoud, K. Barkas and Lecturing Faculty

08.45 – 09.00

MIS Cervical Techniques

J. Oertel

09.00 – 10.45

Lab 1: Trans-Oral and Whitesides Approach

10.45 – 11.00

Coffee Break

11.00 – 12.00

Lab 2: Ventral Exposures and Instrumentation

12.00 – 13.30

Lab 3: Occipito Cervical Dorsal Exposure and Instrumentation

13.30 – 14.00

Light Lunch

14.00 – 14.10

Rehabilitation in Cervical Spine Surgery

Z. Kentros

14.10 – 16.10

Lab 4: Cervicothoracic Dorsal Exposure Instrumentation and Deformity



ACKNOWLEDGMENTS



The Organizing Committee would like to thank the following companies that contributed greatly to the success of the **European Spine Review & Cadaver Course 2019, Part 1: Cervical Spine.**


GOLD SPONSOR

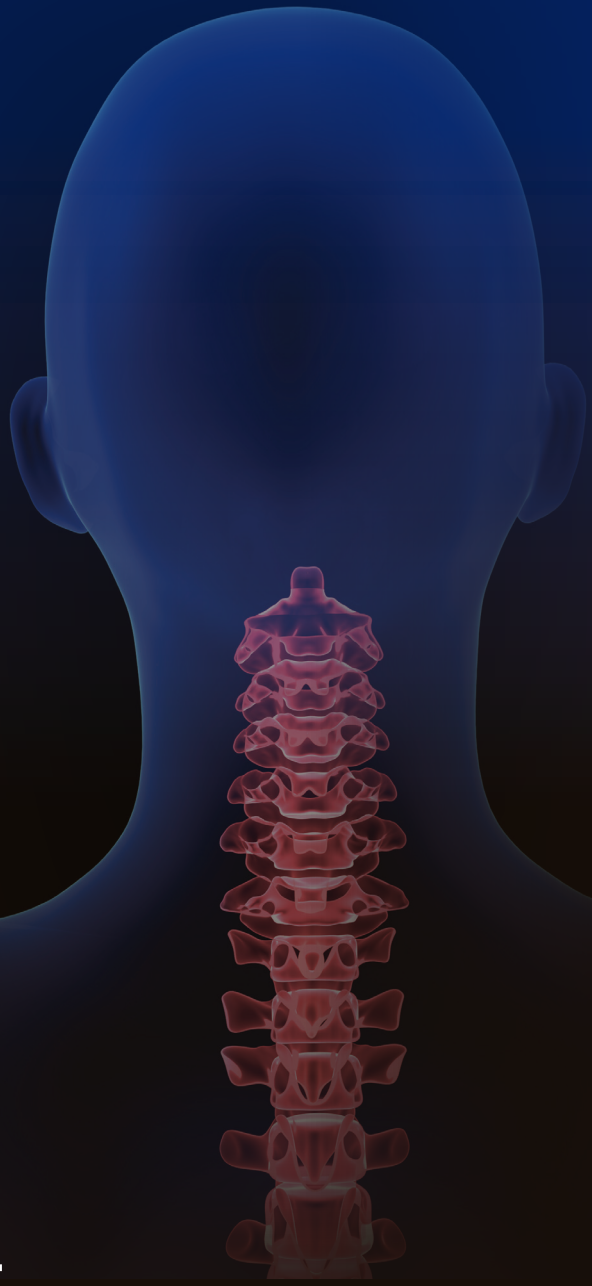


SILVER SPONSOR



SPONSORS





SYN
THE
SIS
GROUP

COURSE SECRETARIAT

a/ 31 Ag. Varvaras str., 16452 Argiroupoli Athens **t/** +302109609400
e/ tzombola@synthesispc.com **w/** www.synthesispc.com

